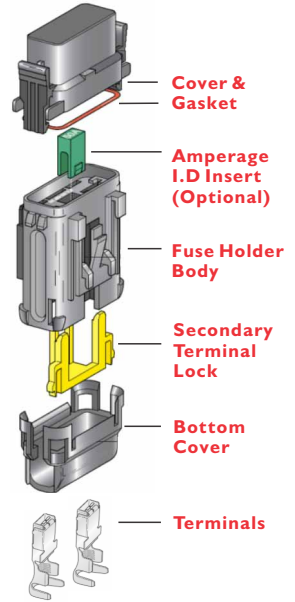


MAXI FUSE IN-LINE HOLDERS SPLASH PROOF

Part Number	Fuse Holder Kits Include:	Pack Size
01005K	21210, 21000, 21200 & 2 x 07660BK	1
01005K2	21210, 21000, 21200, 00430 & 2 x 07660BK	1
01005K3	21210, 21000, 21200, 00430 & 2 x 07670BK	1

NEW
NEW

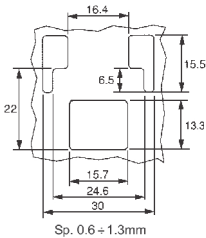
Part Number	Individual Component Ordering	Pack Size
21210	Cover with gasket inserted	1, 10, 100
21000	Fuse holder body black PA66 w/lock	1, 10, 100
21200	Bottom cover black PA 66	1, 10, 100
07650BK	Terminal 1.5 to 2.5mm ² 20A (RL*)	10, 20, 100
07660BK	Terminal 4 to 6mm ² 36A (RL*)	10, 20, 100
07670BK	Terminal 8 to 10mm ² 50A (RL*)	10, 20, 100
07671BK	Terminal 16mm ² 75A (RL*)	10, 20, 100
00392	Pressure fixing dual pin	1, 10, 100
00430	Fixing plate single screw, M5	1, 10, 100
00440	Fixing plate dual screw, M5	1, 10, 100
00697	Mounting bracket slide lock male	1, 10, 100
00698	Mounting bracket slide lock female	1, 10, 100



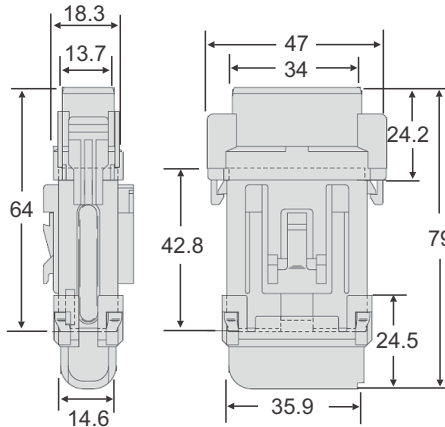
Terminal Options: BK = Bulk Pack, RL = *Reel Pack MOQ applies.
Accessories: Optional I.D inserts - colour coded with rating embossed.
Features: Gangable, lateral fixing & snap lock fixing plate accessories.
Cable Note: Max. cable size is 6mm² when using bottom cover.
 Max. cable size is 16mm² when not using bottom cover.
Note: Fuse is not included with this holder.

Approvals: RoHS

Lateral Fixing Plate



Dimensions in MM



Maxi fuse

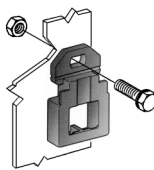


RELATED PRODUCTS

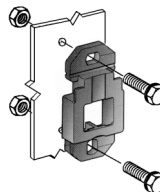
Maxifuses



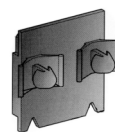
Fixing Plate (Single)



Fixing Plate (Double)



Fixing Plate (Snap Mount)

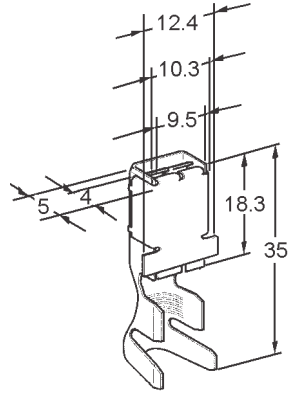


Terminal



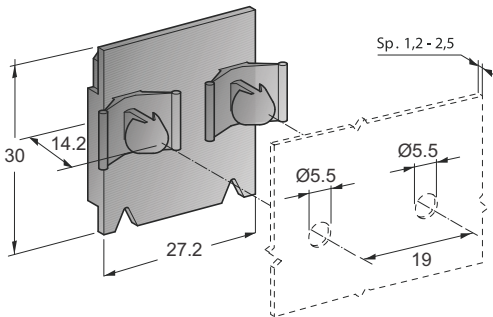
Maxifuse Terminals

Part Number	Description
07650	Terminal 1.5 to 2.5mm² 20A
07660	Terminal 4 to 6mm² 36A
07670	Terminal 8 to 10mm² 50A
07671	Terminal 16mm² 75A

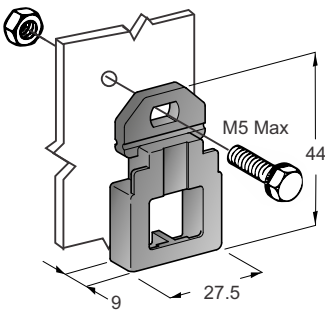


Dimensions in MM

00392



00430



00440

