

Features:

- Capacity of 8 to 32 output circuits (for auto fuses or auto bladed circuit breakers).
- 1, 2, 3 or 4 bussed power input studs. Each powering 4 or more fuse circuits.
- Splash resistant cover included. Shallow for fuses. Tall auto bladed circuit breakers.
- Fuse / Circuit breaker block is also available in custom configurations.

Inc Fuse Cover		Inc Breaker Cover		Number		
Part Number	Part Number	of Poles	Buss Type	Set Up		
15711-12-21A	15711-12-22A	12 Pole	Single Bus	12		
15712-08-04-21A	15712-08-04-22A	12 Pole	Dual Bus	8 + 4		
15712-10-06-21A	15712-10-06-22A	16 Pole	Dual Bus	10 + 6		
15712-14-06-21A	15712-14-06-22A	20 Pole	Dual Bus	14 + 6		
15712-12-08-21A	15712-12-08-22A	20 Pole	Dual Bus	12 + 8		
15712-12-12-21A	15712-12-12-22A	24 Pole	Dual Bus	12 + 12		
15713-16-08-11A	15713-16-08-22A	16 Pole	Triple Bus	8 + 4 + 4		
15713-20-12-21A	15713-20-12-22A	20 Pole	Triple Bus	12 + 4 + 4		
15714-20-06-21A	15714-20-06-22A	20 Pole	Quad Bus	6 + 4 + 4 + 6		



Part Number	Description
I202032I	Female Terminal Brass # 16-14 (1.0-2.0mm ²)
I2020400	Female Terminal Brass # 12-10 (3.0-5.0mm ²)
15710-TP	Secondary lock secures 8 output terminal positions
PROBRK007K	Bracket kit, stainless steel, inc. screws & washers
I2094430	Output terminal removal tool (page 186)
06285847	Terminal crimping tool (page 186)



Bracket Kit



Terminals



Secondary Lock TPA

Voltage: 32V **Input Rating:** 200A max total input for unit.
Fuse / Circuit Breaker Capacity: 8, 12, 16, 20, 24, 28 & 32 positions.

Panel Mounting: Threaded inserts # 10-32 (4 places).

Panel Mounting SS Hardware: Screw #MT103212PPHS. Washer # SW316S.

Surface Mounting: Bracket kit required. **Base Materials:** Black thermoplastic.

Input Supply Options: Single, dual and triple bus options.

Input Wire Sizes: # 6 - 4 AWG / 13 - 19mm²

Input Terminals: 1/4" - 20 stud for top & bottom bus. 4x 1/4" Q/C terminals supply power to middle bus (which always powers only 4 positions). 30A max for each Q/C terminal.

Output Terminals: Delphi Pack-Con Series 3 female unsealed tang terminals.

30A max load per circuit. Output terminals not included.

Output Wire Sizes: # 16 - 10 AWG / 1.0 - 5.0mm²

Secondary locks: Secure output terminals. Each lock secures 8 positions.

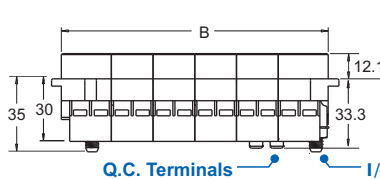
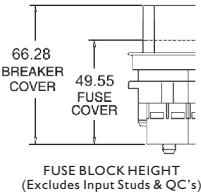
(Please order multiple locks to cover length of selected terminal block).

Pack Size: Stock lines 1pc. Customised indent items 24pcs.

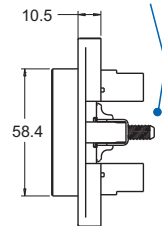
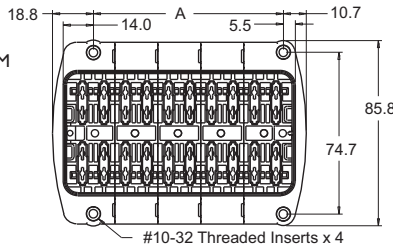
Notes: Fuses & breakers not included. Terminals must be ordered separately as above.



Rear Panel Mounted
20 Way Auto Fuse Block
Without Lid



Number Poles	Dimensions in MM	
	A	B
8	28.0	47.5
12	48.0	67.0
16	67.8	87.0
20	87.5	107.0
24	107.0	126.5
28	127.0	146.5
32	147.0	166.5



Scan the QR Code for more information



QR Code: 7015