

Typically used in DC power systems in marine applications (as a main or branch circuit breaker), truck and bus systems, RV systems, add-on protection for accessories, lift gates, etc.



Features:

- Single lever for manual reset switching operations.
- Capable of withstanding 3000 on/off cycles at 48VDC.
- Ignition Protected and weatherproof.
- Corrosion resistive materials.
- Large clearance around studs to accept large gauge wire lugs.

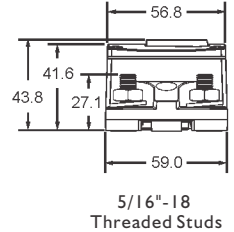
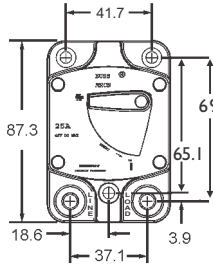
**Surface Mount
Manual Reset TIII
Switchable**

| Part Number |
|--------------|
| I87025F-03-I |
| I87030F-03-I |
| I87035F-03-I |
| I87040F-03-I |
| I87050F-03-I |
| I87060F-03-I |
| I87070F-03-I |
| I87080F-03-I |
| I87100F-03-I |
| I87110F-03-I |
| I87120F-03-I |
| I87135F-03-I |
| I87150F-03-I |
| I87200F-03-I |

**Panel Mount
Manual Reset TIII
Switchable**

| Part Number | Amperage Rating |
|--------------|-----------------|
| I87025P-03-I | 25A |
| I87030P-03-I | 30A |
| I87035P-03-I | 35A |
| I87040P-03-I | 40A |
| I87050P-03-I | 50A |
| I87060P-03-I | 60A |
| I87070P-03-I | 70A |
| I87080P-03-I | 80A |
| I87100P-03-I | 100A |
| I87110P-03-I | 110A |
| I87120P-03-I | 120A |
| I87135P-03-I | 135A |
| I87150P-03-I | 150A |
| I87200P-03-I | 200A |

**Surface Mount
Manual Reset**



Voltage: 48VDC

I.R.: Main Breaker Protection.

5kA at 14VDC, 3kA at 28VDC, 1.5kA at 48VDC

Reset Mechanism: Type TIII, Manual reset & switchable.

Pack Size: Stock lines 1pc, indent items 60pcs.

Mounting Options: Surface or Panel Mount.

Operating Temp: -40°C to 85°C.

Storage Temp: -40°C to 125°C

Materials: Base UL-Rated 94V-0 thermoset plastic.

Cover & lever UL-Rated 94V-0 thermoplastic.

Marking: Standard marking includes amp/volt ratings.

Terminal Hardware: Stainless nuts & lock washers installed.

Termination: 5/16"-18 threaded studs.

Torque Rating: 8.5Nm max.

Mounting Torque Rating: 5.6Nm max.

Ingress Protection Rating: IP66

Approvals: SAE J1171, ABYC E-11 CE

**Panel Mount
Manual Reset**





NEW

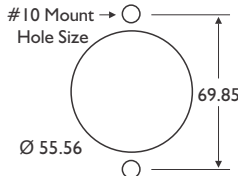
Series 87.
Marine Rated
Circuit Breakers.
Panel or Surface Mount
48VDC
25A through to 250A.



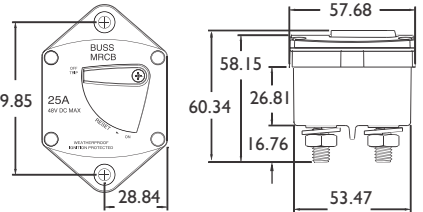
Scan this QR Code for more information

QR Code: 10004

**Recommended Panel
Mounting Cut-Out**



**Recessed Mounting
Hole for #10 Screws**



Dimensions in MM

5/16"-18 Threaded Studs