

## ALARM INDICATING FUSES MP/SMP SERIES



### Fast Acting    Slow Acting

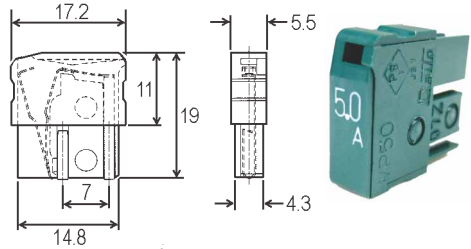
Part Number	Part Number	Rating
MP05	-	500mA
MP063	-	630mA
-	SMP10	1A
-	SMP16	1.6A

**I.R.:** 100A at 125VAC, 100A at 125VDC (MP & SMP)

**Voltage:** 125VAC/VDC

**Body Colour:** MP & SMP (Dark Green)

**Approvals:** Optional



Dimensions in MM

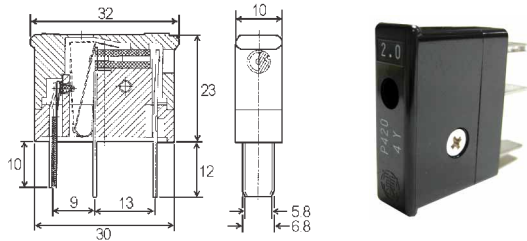
ELECTRONIC

## ALARM INDICATING FUSES P/PL SERIES



### Fast Acting

Part Number	Rating	Body Colour
P403	300mA	Black
P435	3.5A	Black
PL475	7.5A	Brown
PL4100	10A	Brown
PL4150	15A	Brown



Dimensions in MM

**I.R. & Voltage:** 2.5kA at 220VAC, 1.5kA at 250VDC (P403 to P450)

2.5kA at 125VAC, 1.5kA at 125VDC (PL475 to PL4100)

1kA at 125VAC/VDC (PL4150)

**Body Colours:** Black (P4), Brown (PL4)

**Approvals:** Optional

## ALARM INDICATING FUSES GP SERIES



### Normal Acting

Part Number	Rating
GP32	3.2A
GP100	10A

**I.R.:** 1500A at 250VAC (320mA to 5A),

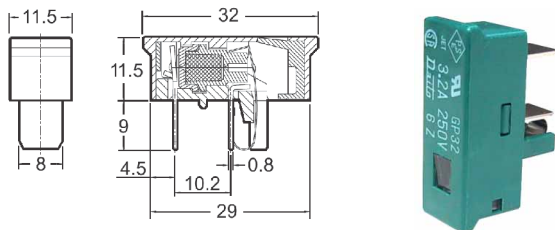
750A at 250VAC (7.5A to 15A)

10kA at 125VDC (all ratings)

**Voltage:** 250VAC/VDC

**Body Colour:** Dark Green

**Approvals:** Optional



Dimensions in MM