

Part Number	Ampere Rating	Total I <sup>2</sup> t at 700V
FWP-5B	5A	10
FWP-10B	10A	20
FWP-15B	15A	75
FWP-20B	20A	180
FWP-25B	25A	340
FWP-30B	30A	450
FWP-35B	35A	160
FWP-40B	40A	320
FWP-50B	50A	600
FWP-60B	60A	950
FWP-70B	70A	2 000
FWP-80B	80A	2 400
FWP-90B	90A	2 700
FWP-100B	100A	3 500
FWP-125A	125A	7 300
FWP-150A	150A	11 700
FWP-175A	175A	16 700
FWP-200A	200A	22 000
FWP-225A	225A	31 300
FWP-250A	250A	42 500
FWP-300A	300A	71 200
FWP-350A	350A	95 600
FWP-400A	400A	125 000
FWP-450A	450A	137 000
FWP-500A	500A	170 000
FWP-600A	600A	250 000
FWP-700A	700A	300 000
FWP-800A	800A	450 000
FWP-900A	900A	530 000
FWP-1000A	1000A	600 000
FWP-1200A	1200A	1 100 000

**Tag Styles Suffix**



**I.R.:** 200kA at 700VAC  
 50kA at 700VDC (Type A)  
 50kA at 500VDC (Type B)  
**Voltage:** 700VAC / 700VDC  
**Characteristic:** Type aR, Very Fast Acting  
**Pack Size:** Varies  
**Holders (5A to 800A):** Blocks, (p135-136)  
**Approvals:** CE (5A to 1200A) (5A to 800A)

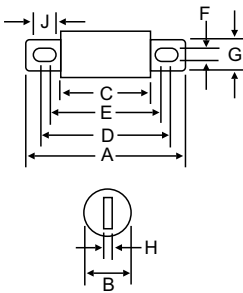


**Notes:** For information on FWP Series ferrule cartridge fuses please see p42.  
 FWP-xA14F (1A-50A) 14 x 51 mm.  
 FWP-xA22F (2A-100A) 22 x 58 mm.

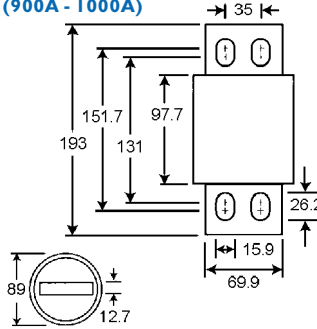


SEMICONDUCTOR

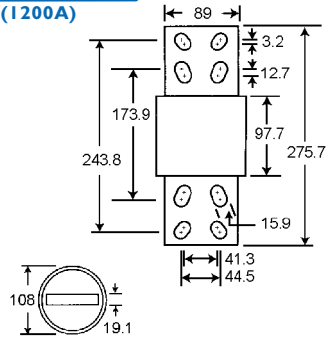
**Diagram 1 (5A - 800A)**



**Diagram 2 (900A - 1000A)**



**Diagram 3 (1200A)**



Dimensions in MM

Ampere Rating	Diagram	A	B	C	D	E	F	G	H	J
5A to 30A	1	73.0	14.3	47.2	63.0	63.0	6.4	10.3	1.6	6.4
35A to 60A	1	111.2	20.7	69.9	94.3	84.2	8.7	18.4	3.2	13.8
70A to 100A	1	112.0	24.1	65.9	92.1	90.6	8.7	19.1	3.2	9.5
125A to 200A	1	129.4	38.1	72.2	106.5	89.0	10.4	25.4	6.4	19.1
225A to 400A	1	129.4	50.8	72.2	108.8	89.7	10.4	38.1	6.4	19.8
450A to 600A	1	180.2	63.6	72.2	145.4	106.5	13.5	50.8	9.7	33.0
700A to 800A	1	168.5	50.8	72.3	141.4	128.7	15.9	38.1	6.4	22.2
900A to 1000A	2	See dimensions in 'Diagram 2' schematic box								
1200A	3	See dimensions in 'Diagram 3' schematic box								