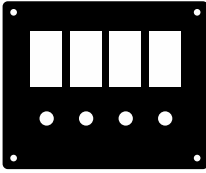
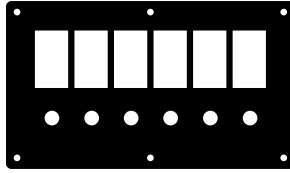


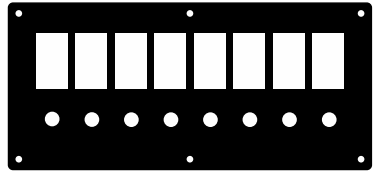
Prolec's Australian made 4, 6 or 8 way panels, enable you to build your own customised circuit breaker / switch panel. Simply order the panel that suits your requirements, then order the switches and circuit breakers (sold separately). Switches are available with different electrical configurations and the switch actuators come in a wide variety of symbols & labelling. Our manual reset circuit breakers are available in ratings from 3A to 20A. Once the switches and breakers are fitted into the panel, connect your cables to them using standard 1/4" Q/C terminals.



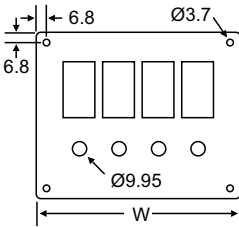
PROPNI14V4WSB



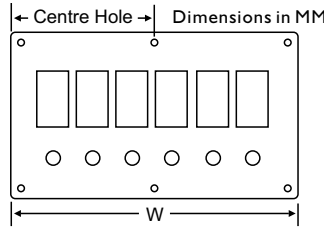
PROPNI14V6WSB



PROPNI14V8WSB



4 Way Panel



6 & 8 Way Panel

RELATED PRODUCTS:



Rocker Switch
Snap Mount
(Refer page 128)



Series 14/15 Breaker
3/8"-27 Nylon Bushing
(Refer page 52)

Part Number	Description	Dimensions (W x H)	Centre Hole
PROPNI14V4WSB	4 Way Blank Panel	135 x 110mm	-
PROPNI14V6WSB	6 Way Blank Panel	190 x 110mm	95mm
PROPNI14V8WSB	8 Way Blank Panel	240 x 110mm	120mm
VHP01	Hole Plug Breaker	13 x 10.5mm	9.5mm
I4HP38	Hole Plug Switch	48 x 23mm	37 x 21mm

Panel Material: Aluminum

Panel Thickness: 2.3mm

Hardware: Includes black countersunk screws.

Note: Switches & circuit breakers are not included with the panel.



Rocker Switch Hole Plug
37x21mm



Circuit Breaker Hole Plug
3/8" (9.5mm)

NEW



Weatherproof Boots
Clear or Black Types
3/8"-27 Thread
(Refer page 52)

How to order to complete your custom DIY switch breaker panel:

- Step One:** Choose a 4, 6 or 8 way blank panel. (As above)
- Step Two:** Choose the rocker switch units / bases. (Page 128)
- Step Three:** Choose the rocker switch actuators / covers. (Page 128)
- Step Four:** Choose the panel mount circuit breaker for each position. (Page 52)
- Step Five:** If required choose protective boots for the circuit breakers. (Page 52)
- Step Six:** Order a wiring kit or create your own wiring harness.

Sample Loaded 8 Way Panel (Non Wired).

Carling Rocker Switches
Contura V, Series II
Laser Etched LED Lens



Loaded Front View
8 Way Switch & Breaker Panel

Mechanical Products
Series 14, 15 or 16
Circuit Breakers
(Manual reset)



Loaded Rear View
8 Way Switch & Breaker Panel