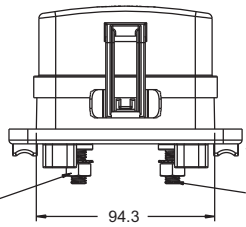
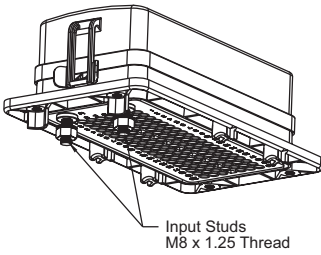


Panel Cutout Diagram
(Mount from the rear of the panel)




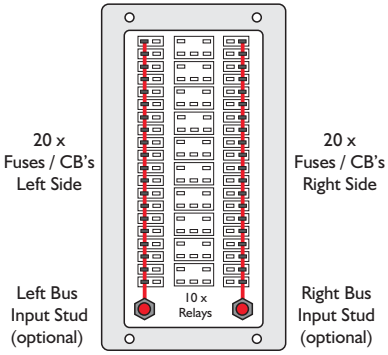
Cable Managers -
Options shown on
this drawing only

Dimensions in MM

Input Stud Power Diagram

Rear View - Inputs / Outputs

Front View - Component Loading



POWER DIST.

RELATED PRODUCTS:



**Mini Fuses, Mini Resistors,
Mini Transistors & Mini Blade
Circuit Breakers.**



**ISO 280 Micro Relays
4 or 5 Pin. 12V or 24V
(see p. 164)**



**Tanged Pre-Terminated Cables,
Jumpers & Butt Splice Connectors.
(see p. 186)**