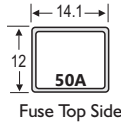


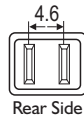
JCASE FUSE LINKS 32V



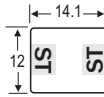
Part Number	Ampere Rating	Body Colour	
JTF020	20A	Lt. Blue	
JTF025	25A	White	
JTF030	30A	Pink	
JTF040	40A	Green	
JTF050	50A	Red	
JTF060	60A	Yellow	
JTF070	70A	Brown	
JTF080	80A	Black	
0495900	50A Shunt	Black	



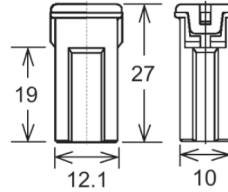
Fuse Top Side



Rear Side



Shunt Top Side



Dimensions in MM



JCASE Fuse



JCASE Shunt

Voltage: 32VDC **I.R.:** 1000A at 32VDC

Fuse Characteristic: Slow Acting

Shunt: 50A Max Continuous Load Rating (ST)

Holders: Inline & Power Fuse / Relay Dist. Module.

Pack Size: 1, 10, 100, 500

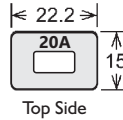
Approvals: ISO 8820 / JASO D612

FUSES + KITS

LARGE FUSE LINK 32V



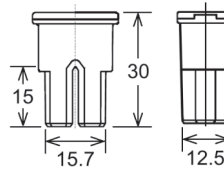
Part Number	Ampere Rating	Body Colour	
ASF020	20A	Lt. Blue	
ASF030	30A	Pink	
ASF040	40A	Green	
ASF050	50A	Red	
ASF060	60A	Yellow	
ASF070	70A	Brown	
ASF080	80A	Black	
ASF100	100A	Blue	



Top Side



Rear Side



Dimensions in MM



Voltage: 32VDC **I.R.:** 1000A at 32VDC

Characteristic: Slow Acting

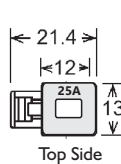
Pack Size: 1, 10, 100, 500

Approvals: ISO 8820 / JASO D612

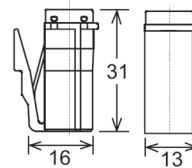
FUSE LINK WITH LOCK 32V



Part Number	Ampere Rating	Body Type	Body Colour	
SHF025	25A	Small	Lt. Brown	
SHF030	30A	Small	Lt. Green	



Top Side



Dimensions in MM



Small Body
(25A to 30A)

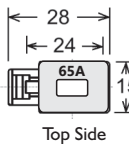
Voltage: 32VDC **I.R.:** 1000A at 32VDC

Characteristic: Slow Acting

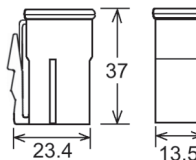
Pack Size: 1, 10, 100, 500

Approvals: ISO 8820 / JASO D612

Part Number	Ampere Rating	Body Type	Body Colour	
LHF045	45A	Large	Red	
LHF065	65A	Large	Black	
LHF075	75A	Large	Grey	



Top Side



Dimensions in MM



Large Body
(45A - 75A)

Voltage: 32VDC **I.R.:** 1000A at 32VDC

Characteristic: Slow Acting

Pack Size: 1, 10, 100

Approvals: ISO 8820 / JASO D612