


CIRCUIT BREAKER SELECTION CHART

With an ever growing product range sometimes it can be hard to describe which circuit breaker you need. So the following visual identification chart can help you identify some of the more common styles available. For a more comprehensive range please refer to the website www.prolecproducts.com which showcases over 300 different product images.


1 Fuse Clip Cartridge CBF
AGC Replacement Type II
(Contact sales)




3 Mini Blade
Type I, II & III
(Page 48)



5 Auto Blade
Low Profile Type I
(Page 50)




7 Auto Blade
Type III
(Page 49)




9 Maxi Blade
Type I & III
(Page 51)



11 Push Button 3A-40A
Type III
(Page 54)



13 Rocker Style Panel
Type III PTT
(Page 55)



15 Series 18
Type I & III
(Page 57)



17 Series 19 With Bracket
Type I & III
(Page 59)



19 Hi Amp Surface SxS
Type III PTT
(Page 61)



21 Hi Amp Panel
Type I & III PTT
(Page 62 & 65)



2 Low Profile Mini
Type III
(Contact sales)



4 Auto Blade Snap Blade
Type I
(Page 51)



6 Auto Blade
Type I & II
(Page 50)




8 Auto Blade
Type III PTT
(Page 49)




10 Short Stop
Type I & III
(Pages 52-53)



12 Push Button 0.5A-70A
Type III
(Contact Sales)



14 Rotary Style Panel
Type III PTT
(Page 56)



16 Series 19
Type I & III
(Page 58)



18 Hi Amp Surface
Type I & III PTT
(Pages 60 & 64)



20 Mid Range Panel
Type I & III PTT
(Page 63)



22 Marine Rated
Type III Switchable
(Page 66)

