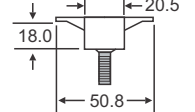
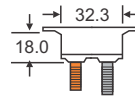
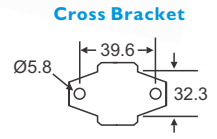
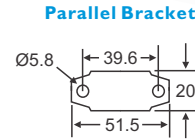



## Features:

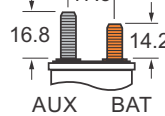
- Single pole thermal circuit breakers are available in ratings in ratings 5 to 50 Amps.
- Three mounting styles: Cross mounting bracket, parallel mounting bracket or no bracket.
- Three reset options: automatic (T1), modified reset (TII) and manual reset (TIII).
- Now includes colour coded stamped amperage sticker.
- Laser etched brand, part numbered and batch coded.



12VDC Automatic T1 Parallel Brkt	12-24VDC Manual TIII Parallel Brkt	12VDC Automatic T1 Cross Brkt	Colour Code	Ampere Rating
321-A2P-05	323-A2P-05	321-A1P-05	5A	5A
321-A2P-08	323-A2P-08	321-A1P-08	8A	8A
321-A2P-10	323-A2P-10	321-A1P-10	10A	10A
321-A2P-12	323-A2P-12	321-A1P-12	12A	12A
321-A2P-15	323-A2P-15	321-A1P-15	15A	15A
321-A2P-20	323-A2P-20	321-A1P-20	20A	20A
321-A2P-25	323-A2P-25	321-A1P-25	25A	25A
321-A2P-30	323-A2P-30	321-A1P-30	30A	30A
321-A2P-35	323-A2P-35	321-A1P-35	35A	35A
321-A2P-40	323-A2P-40	321-A1P-40	40A	40A
321-A2P-50	323-A2P-50	321-A1P-50	50A	50A



Dimensions in MM



**Terminal Specs**  
Two 10-32 studs

Connect the short stud to battery (+), connect the long stud to auxiliary circuit(s).

**Voltage:** 12VDC (Type I), 12-24VDC (Type III).

**I.R.:** 2.5kA @ 12VDC.

**Operating Temp:** -10°C to 60°C

**Body Type:** Plastic case (standard). Metal case (optional).

**Features:** Ignition Protected

**Ingress Protection Rating:** IP66\* (Plastic, except terminations).

**Reset Overload Capacity:** 6 x rated current.

**Pack Size:** Stock lines 1pc, indent items 500pcs.

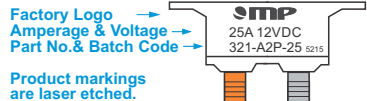
**Mounting Hole:** Bracket mounting holes 5.8 mm diameter.

**Notes:** Keys lock nuts included with circuit breakers.

**Approvals:** SAE J553, J1171 RoHS

**Extended Product Options:** Indent Only.

Reset Type	Mounting Options	Body Type Options
321 (T1, 12VDC)	32x-A0 (No Bracket)	32x-AxM (Metal T1 & TII)
322 (TII 12VDC)	32x-A1 (Cross Bracket)	32x-AxP (Plastic T1 & TIII)
323 (TIII 24VDC)	32x-A2 (Parallel Bracket)	32x-AxS (Metal Sealed T1 & TII)



## RELATED PRODUCTS:

Part Number	Description	NEW
CBBP	Parallel TIII Clear Cover	<span style="border: 1px solid black; padding: 1px;">NEW</span>
CBBR	Red PVC Terminal Boot	<span style="border: 1px solid black; padding: 1px;">NEW</span>
CBBB2	2 Position Brass Tin Busbar	
CBBB3	3 Position Brass Tin Busbar	
CBBB4	4 Position Brass Tin Busbar	<span style="border: 1px solid black; padding: 1px;">NEW</span>
CBBB6	6 Position Brass Tin Busbar	<span style="border: 1px solid black; padding: 1px;">NEW</span>
CBBB8	8 Position Brass Tin Busbar	<span style="border: 1px solid black; padding: 1px;">NEW</span>


### Cover



### Boot



Push button to reset



### Busbars



**Notes:** CBBP covers are IP64 water resistant. They protect the manual reset circuit breaker button against dust and water. The CBBR PVC boots protect terminal connections from accidental shorts. Use to comply with ABYC E-9, USCG 33pl & ISO 10133. Fits breakers with or without brackets. Both T1 & TIII. Cable entry 18-10AWG. Busbars suitable for breakers fitted with a parallel bracket or without bracket.

