

# AUTO FUSE IN-LINE HOLDERS



## Features:

- Capable of snap-mounting to panel from rear.
- Fuse holders gang together (stackable).

Part Number	Fuse Holder Kits Include:
155320U	Fuse holder kit includes holder & terminals 20A 868-062-000 & 2 x 913-008-001
155430U	Fuse holder kit includes holder & terminals 30A 868-062-000 & 2 x 913-007-001

Part Number	Individual Component Ordering
868-062-000	Fuse holder body only (black) snap lockable
913-008-001	Terminal 2.1mm <sup>2</sup> (#14 AWG stranded wire)
913-007-001	Terminal 5.3mm <sup>2</sup> (#10 AWG stranded wire)

**Voltage:** 32V

**Body:** Black thermoplastic (UL 94V2)

**Terminals:** Tin plated brass (snap-lock into body)

**Ambient Temp:** -40°C to +85°C

**Panel Thickness:** 1.02mm / 1.98mm

**Notes:** Fuse is not included.

**Approvals:**

Auto Blade Fuse



Fuse Holder Body

Terminals



Dimensions in MM

## RELATED PRODUCTS:

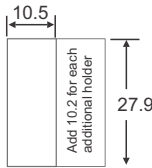


Auto Fuse  
(see p.17)

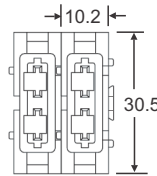


LED Auto Fuse  
(see p.17)

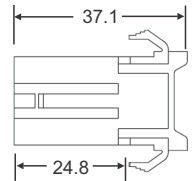
## Mounting Hole



## Gang Mount Option



## Fuse Holder Body



# AUTO FUSE IN-LINE HOLDER



Easy to install. Simply locate fuse holder at a convenient spot along the wire between power source and the appliance. Use pliers to crimp fuse holder closed around wire and the appliance.

Part Number	Description
FH-302	20A Fuse holder.

**Voltage:** 32V

**Body:** Royal blue polypropylene

**Terminals:** Self stripping



**Wire:** 0.8-2.0mm<sup>2</sup> (#18-14AWG).

**Maximum Cable Outer Dia:** 3.7mm

**Contacts:** Nickel plated brass

**Pack Size:** 10, 100, 1000

**Notes:** Fuse is not included.



## RELATED PRODUCTS:



Auto Fuse  
(see p.17)



LED Auto Fuse  
(see p.17)

