

## BLADE FUSE TAP KITS

**PROLEC**

Taps into existing blade fuse by fitting over the leg for additional non-fused circuit.

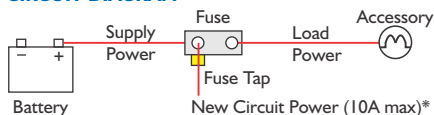
Part Number	Kit Includes Instruction Sheet Plus;
MIN-TAPSP	5x Mini blade fuse taps, 5x insulated female terminals.
ATOF-TAPSP	5x Auto blade fuse taps, 5x insulated female terminals.

**Rating:** 10A Max.

**Notes:** Always install an inline fuse holder to protect the accessory. Fuses not included.

**Pack Size:** 1, 10, 100

### CIRCUIT DIAGRAM



**PACKAGING**  
'SP' Spare Pack  
Retail Clamshell



**Fuse Tap      Insulated Terminal**



**Mini Tap Terminals: 2.8mm (1.87")**



**Auto Tap Terminals: 5.8mm (1/4")**

## 3 CIRCUIT BATTERY POWER FEED / GROUND TAPS

**EAT•N** Bussmann

A quick, easy and reliable method of attaching additional electrical cables to a battery terminal or to ground. They can be stacked to provide multiple taps at one location.


**Battery Application:** Once mounted on the battery terminal, the tap provides three 6.35mm (1/4") quick connect terminals that can be used to power accessory products.

**Grounding Application:** Once mounted onto the frame, the tap provides three 6.35mm (1/4") quick connect terminals that can be used to ground accessory products.

**Terminals:** 3 x 6.35mm (1/4" QC)

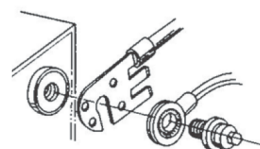
**Note:** Always install an inline fuse holder to protect the accessory.

**Pack Size:** 1, 10, 100



**Stacked  
Battery Taps**


Part Number	Suits Battery Terminals
BAT-TAP	Screw Type
BAT-TAP-POST	Post Clamp



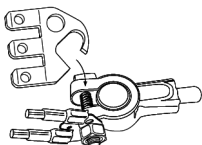
**Battery Screw Mounting**



**Frame Ground Mounting**



**BAT-TAP**



**Battery Post Mounting**



**Frame Grounding Mounting**



**BAT-TAP-POST**

### RELATED PRODUCTS:



**Blade Fuses**  
(see p13 - 17)



**Inline Fuse Holders**  
(see p.72 - 77)



**Disconnect Terminals**  
(see p.188)



**Butt Splice Terminals**  
(see p.188)