

## FUSE SOCKET CONNECTORS

**PROLEG**

### Fuse Socket Uses:

- Check current draws.
- Check short / open circuits.
- Check voltage.
- Tap power to energize.

Part Number	Socket	Terminal Type
FSC-MINI	Mini Blade	Terminals 2.8mm
FSC-AUTO	Auto Blade	Terminals 6.35mm

**Pack Size:** 1, 10, 100  
**Notes:** 30A Max.

**CIRCUIT DIAGRAM**



**1/4" Connector Tab**  
Fit to Jumper Leads,  
Alligator Clips or  
Multi-meter Test Leads.

**Terminal Barrier**



**FSC-MINI**



**FSC-AUTO**

**NEW**

## FUSED SOCKET CURRENT LOOP KIT - 2pcs

**PROLEG**


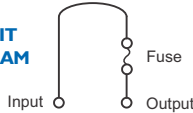
The Fuse Socket Current Loop provides end user easy testing access when using a current probe to determine the amperage draw through a fused circuit. Maximum testing range is up to 30 Amp. The Perfect tool for installer who needs to monitor circuit amperage limits.

**NEW**

Part Number	Kit Contains Both Units
FSCL-KIT	1pc Mini Blade Socket 2.8mm + Mini Inline Fuse Holder 1pc Auto Blade Socket 6.35mm + Auto Inline Fuse Holder

**Pack Size:** 1, 10, 100  
**Notes:** Fuse not included.

**CIRCUIT DIAGRAM**



**Mini Blade**

**Auto Blade**

FUSE HOLDERS

## FUSE SOCKET SHORT CIRCUIT DIAGNOSTIC KIT - 17pcs

**PROLEG**

This circuit diagnostic kit enables professional mechanics to troubleshoot short circuits in a vehicle without the need to constantly replace fuses. Simply plug the correct socket connector into the fuse slot and fit the appropriate circuit breaker, then start troubleshooting. Mechanics will be able to use the manual reset button on the circuit breaker during the troubleshooting process to reset the breaker instead of replacing a new fuse. Each socket connector has an extension cable to save the user having to reach down into difficult locations where the fuse box is located every time a reset is required. Once the short circuit has been fixed, simply remove the connector and reinstall the correct fuse.

**NEW**

Part Number	Kit Contains
FSCLA-KIT	1 x Mini blade socket connector and mini blade breaker housing. 1 x Auto blade socket connector and auto blade breaker housing. (Each unit is 280mm long with 12AWG red cable). 7 x Mini blade type III manual reset circuit breakers. Ratings include: 5A, 7.5A, 10A, 15A, 20A, 25A, 30A 7 x Auto blade type III manual reset circuit breakers. Ratings include: 5A, 7.5A, 10A, 15A, 20A, 25A, 30A 1 x Fuse puller. Extracts mini and auto blade fuses.



**Fuse Puller**




**Mini Blade Circuit Breakers**



**Auto Blade Circuit Breakers**



**Mini and Auto Blade Sockets With Cable**



**PROLEG**

Email: [info@prolegproducts.com.au](mailto:info@prolegproducts.com.au)  
Web: [www.prolegproducts.com.au](http://www.prolegproducts.com.au)