

AUTO FUSE 6 & 12 WAY PANELS



NEW

Features:

- Suits auto fuse or auto bladed circuit breakers.
- Dual power studded inputs.
- Single ground stud & multiple earth returns.
- Lockable transparent cover with label recesses.
- 84pc sticker label set included.
- Storage for two spare fuses.

Part Number	Description
880027	6 Way Fuse / Breaker Block
880028	12 Way Fuse / Breaker Block



Voltage: 32VDC

Continuous Rating: 100A Total Max.

Rating Per Circuit: 30A Max.

Power Input Studs: Dual Input Studs.

Negative Input Stud: Single #10-32.

Ground Terminals: #10-32 Screws.

Output Terminals: #10-32 Screws.

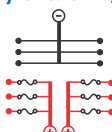
Mounting: 4 x M5 holes.

Base: Black Polycarbonate.

Cover: Clear PBT.

Notes: Fuses are not included.

6 Way Circuit Diagram

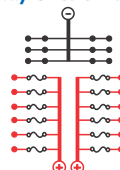


Dual Power Input

Sticker Set



12 Way Circuit Diagram



Dual Power Input

RELATED PRODUCTS:



Auto Fuse & LED Auto Fuse
(see p.17)



Automatic & Manual Bladed Circuit Breakers
(see p.49 - 50)



Height 58mm Dimensions in MM

AUTO FUSE 12 WAY PANEL

Features:

- Suits auto fuses. Transparent cover stores two spare fuses.
- Single power studded input & single ground stud.
- 84pc sticker label set included.

Part Number	Description
880066	12 Way Auto Fuse Block

Voltage: 32VDC **Rating per Circuit:** 30A.

Cumulative Rating: 100A.

Single Input & Ground Studs: #10-32.

12 x Output Terminals: #8-32 screws.

12 x Ground Terminals: #8-32 screws.

Internal Buss & Fuse Clips: Tin plated copper.

Base: Black reinforced polycarbonate.

Cover: Clear polycarbonate.

Hardware: Stainless steel.

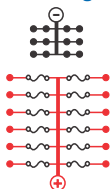
Notes: Fuses are not included.

Approvals: Cover satisfies ABYC / USCG insulation requirements.

Push Button Latch

2 x Spare
Fuse Positions

12 Way Circuit Diagram



Negative Input (-)



Positive Input (+)

L: 165mm, W: 85mm, H: 39mm



Email: info@prolecproducts.com.au
Web: www.prolecproducts.com.au