


PTC RESETTABLE FUSE SMD "2920"

Fuzetec
Surface Mount

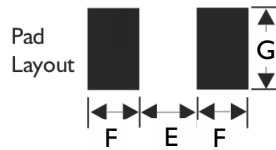
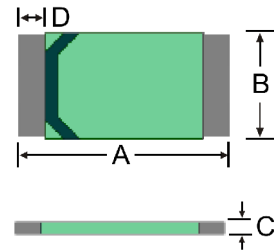
Part Number	I Hold (A)	I Trip (A)	V Max (Vdc)	I Max (A)	Pd Max (W)
FSMD030-2920	0.30	0.60	60	10	0.8
FSMD050-2920	0.60	1.00	60	10	0.8
FSMD075-2920	0.75	1.50	33	40	0.8
FSMD100-2920	1.10	2.20	33	40	0.8
FSMD125-2920	1.25	2.50	33	40	0.8
FSMD150-2920	1.50	3.00	33	40	0.8
FSMD185-2920	1.85	3.70	33	40	0.8
FSMD200-2920	2.00	4.00	16	40	0.8
FSMD250-2920	2.50	5.00	16	40	0.8
FSMD260-2920	2.60	5.20	6	40	0.8
FSMD300-2920*	3.00	6.00	6	40	0.8

Pack Size (reel): 2000
Min. Qty: 1 Reel
Ambient Temp: -40°C to 85°C
Notes: * Contact sales for release date.

Approvals: cUL UL RoHS



Maximum Dimensions in MM							
I Hold (A)	A	B	C	D (min.)	E	F	G
0.30 - 0.75	7.98	5.44	1.25	0.35	5.1	2.3	5.6
1.0	7.98	5.44	1.0	0.35	5.1	2.3	5.6
1.25 - 3.0	7.98	5.44	0.9	0.35	5.1	2.3	5.6

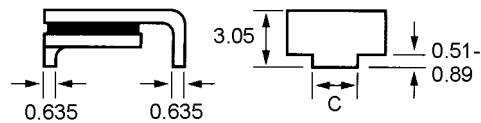
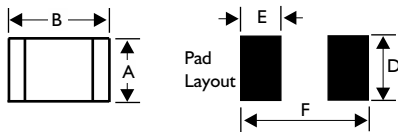


PTC RESETTABLE FUSE SMD "3425"

Littelfuse
Surface Mount

Part Number	I Hold (A)	I Trip (A)	V Max (Vdc)	I Max (A)	Pd Max (W)
3425L150	1.50	3.0	15	40	1.9
3425L200	2.00	4.0	15	40	1.9
3425L250	2.50	5.0	15	40	1.9
3425L300	3.00	6.0	6	40	1.9

Pack Size (reel): 1500
Min. Qty: 1 Reel
Ambient Temp: -40°C to 85°C
Approvals: UL UL RoHS



Maximum Dimensions in MM					
A	B	C	D	E	F
6.70	9.50	3.68	4.572	2.29	10.67

